

The Chicanery

Vintage

Vintage Practice

Practice

Mission Raceway Park 2.120 Km

13/07/2008 10:25 AM

Lap	Lap Tm	Diff	Time of Day
(38) Gunter Pichler			
1	1:49.804	+29.546	10:36:20.255
2	1:26.692	+6.434	10:37:46.947
3	1:22.725	+2.467	10:39:09.672
4	1:20.837	+0.579	10:40:30.509
5	1:22.636	+2.378	10:41:53.145
6	1:20.815	+0.557	10:43:13.960
7	1:22.061	+1.803	10:44:36.021
8	1:23.406	+3.148	10:45:59.427
9	1:20.258	-	10:47:19.685
10	1:21.801	+1.543	10:48:41.486

(311) Robert Beauchemin			
1	2:06.419	+42.936	10:36:46.956
2	1:42.211	+18.728	10:38:29.167
3	1:28.277	+4.794	10:39:57.444
4	1:25.905	+2.422	10:41:23.349
5	1:24.399	+0.916	10:42:47.748
6	1:26.941	+3.458	10:44:14.689
7	1:23.483	-	10:45:38.172
8	1:25.076	+1.593	10:47:03.248

(69) Roger Flescher			
1	2:08.090	+42.759	10:36:46.318
2	1:36.169	+10.838	10:38:22.487
3	1:33.491	+8.160	10:39:55.978
4	1:30.893	+5.562	10:41:26.871
5	1:27.972	+2.641	10:42:54.843
6	1:25.762	+0.431	10:44:20.605
7	1:25.331	-	10:45:45.936
8	1:27.522	+2.191	10:47:13.458
9	1:27.635	+2.304	10:48:41.093

(58) Neil Tregear			
1	2:06.006	+40.246	10:36:48.385
2	1:41.730	+15.970	10:38:30.115
3	1:28.491	+2.731	10:39:58.606
4	1:28.929	+3.169	10:41:27.535
5	1:26.231	+0.471	10:42:53.766
6	1:26.231	+0.471	10:44:19.997
7	1:25.760	-	10:45:45.757
8	1:28.153	+2.393	10:47:13.910
9	1:27.616	+1.856	10:48:41.526

(120) Jim Latham			
1	1:50.837	+22.590	10:36:11.671
2	1:32.651	+4.404	10:37:44.322
3	1:31.479	+3.232	10:39:15.801
4	1:30.116	+1.869	10:40:45.917
5	2:57.436	+1:29.189	10:43:43.353
6	1:28.247	-	10:45:11.600
7	1:29.466	+1.219	10:46:41.066
8	1:28.443	+0.196	10:48:09.509

(74) Mark Brown			
1	2:08.622	+40.179	10:36:45.855
2	1:43.173	+14.730	10:38:29.028
3	1:37.754	+9.311	10:40:06.782
4	1:33.785	+5.342	10:41:40.567
5	1:31.227	+2.784	10:43:11.794

Lap	Lap Tm	Diff	Time of Day
6	1:30.423	+1.980	10:44:42.217
7	1:29.626	+1.183	10:46:11.843
8	1:29.603	+1.160	10:47:41.446
9	1:28.443	-	10:49:09.889

(9) Gil Stuart			
1	2:05.380	+34.480	10:36:49.729
2	1:41.675	+10.775	10:38:31.404
3	1:34.958	+4.058	10:40:06.362
4	1:30.993	+0.093	10:41:37.355
5	1:30.977	+0.077	10:43:08.332
6	1:32.293	+1.393	10:44:40.625
7	1:30.900	-	10:46:11.525
8	1:32.591	+1.691	10:47:44.116
9	1:32.458	+1.558	10:49:16.574

(330) Leigh Anderson			
1	2:06.613	+33.495	10:36:40.010
2	1:49.859	+16.741	10:38:29.869
3	1:47.023	+13.905	10:40:16.892
4	1:41.562	+8.444	10:41:58.454
5	1:38.139	+5.021	10:43:36.593
6	1:34.904	+1.786	10:45:11.497
7	1:33.228	+0.110	10:46:44.725
8	1:33.118	-	10:48:17.843

(106) Ivan D. Lessner			
1	1:56.040	+22.517	10:36:19.181
2	1:38.884	+5.361	10:37:58.065
3	1:35.838	+2.315	10:39:33.903
4	1:36.923	+3.400	10:41:10.826
5	1:35.544	+2.021	10:42:46.370
6	1:37.667	+4.144	10:44:24.037
7	1:37.635	+4.112	10:46:01.672
8	1:34.418	+0.895	10:47:36.090
9	1:33.523	-	10:49:09.613

Lap	Lap Tm	Diff	Time of Day
-----	--------	------	-------------




The Chicanery

Vintage
Vintage Qualify
Qualify

Mission Raceway Park 2.120 Km

13/07/2008 01:15 PM



Lap	Lap Tm	Diff	Time of Day
(38) Gunter Pichler			
1	1:32.778	+13.670	13:23:53.071
2	1:20.772	+1.664	13:25:13.843
3	1:19.108	-	13:26:32.951
4	1:19.326	+0.218	13:27:52.277
5	1:20.000	+0.892	13:29:12.277
6	1:21.471	+2.363	13:30:33.748
7	1:21.309	+2.201	13:31:55.057
8	1:22.244	+3.136	13:33:17.301
9	1:25.478	+6.370	13:34:42.779
10	1:26.964	+7.856	13:36:09.743

Lap	Lap Tm	Diff	Time of Day
(311) Robert Beauchemin			
1	1:43.499	+22.001	13:24:18.501
2	1:25.101	+3.603	13:25:43.602
3	1:22.631	+1.133	13:27:06.233
4	1:22.033	+0.535	13:28:28.266
5	1:22.758	+1.260	13:29:51.024
6	1:23.667	+2.169	13:31:14.691
7	1:23.824	+2.326	13:32:38.515
8	1:21.498	-	13:34:00.013
9	1:22.233	+0.735	13:35:22.246
10	1:22.100	+0.602	13:36:44.346

Lap	Lap Tm	Diff	Time of Day
(69) Roger Flescher			
1	1:43.146	+19.744	13:24:12.931
2	1:25.442	+2.040	13:25:38.373
3	1:24.022	+0.620	13:27:02.395
4	1:23.527	+0.125	13:28:25.922
5	1:24.578	+1.176	13:29:50.500
6	1:23.824	+0.422	13:31:14.324
7	1:23.898	+0.496	13:32:38.222
8	1:33.193	+9.791	13:34:11.415
9	1:23.544	+0.142	13:35:34.959
10	1:23.402	-	13:36:58.361

Lap	Lap Tm	Diff	Time of Day
(58) Neil Tregear			
1	1:50.716	+25.582	13:24:32.275
2	1:27.663	+2.529	13:25:59.938
3	1:25.475	+0.341	13:27:25.413
4	1:25.219	+0.085	13:28:50.632
5	1:26.150	+1.016	13:30:16.782
6	1:25.134	-	13:31:41.916
7	1:25.154	+0.020	13:33:07.070
8	1:25.862	+0.728	13:34:32.932
9	1:26.998	+1.864	13:35:59.930

Lap	Lap Tm	Diff	Time of Day
(74) Mark Brown			
1	1:47.117	+20.296	13:24:16.250
2	1:28.572	+1.751	13:25:44.822
3	1:27.509	+0.688	13:27:12.331
4	1:26.821	-	13:28:39.152
5	1:28.672	+1.851	13:30:07.824
6	1:28.845	+2.024	13:31:36.669
7	1:27.888	+1.067	13:33:04.557
8	1:27.312	+0.491	13:34:31.869
9	1:26.869	+0.048	13:35:58.738

Lap	Lap Tm	Diff	Time of Day
(120) Jim Latham			
1	1:46.169	+19.179	13:24:17.685

Lap	Lap Tm	Diff	Time of Day
2	1:28.854	+1.864	13:25:46.539
3	1:29.062	+2.072	13:27:15.601
4	1:28.718	+1.728	13:28:44.319
5	1:28.025	+1.035	13:30:12.344
6	1:27.205	+0.215	13:31:39.549
7	1:26.990	-	13:33:06.539
8	1:29.083	+2.093	13:34:35.622
9	1:27.355	+0.365	13:36:02.977

Lap	Lap Tm	Diff	Time of Day
(330) Leigh Anderson			
1	1:52.082	+22.844	13:24:32.108
2	1:32.357	+3.119	13:26:04.465
3	1:30.551	+1.313	13:27:35.016
4	1:29.238	-	13:29:04.254
5	1:29.662	+0.424	13:30:33.916
6	1:29.634	+0.396	13:32:03.550
7	1:29.631	+0.393	13:33:33.181
8	1:30.036	+0.798	13:35:03.217
9	1:30.708	+1.470	13:36:33.925

Lap	Lap Tm	Diff	Time of Day
(9) Gil Stuart			
1	1:45.094	+13.764	13:24:22.316
2	1:31.330	-	13:25:53.646
3	1:31.906	+0.576	13:27:25.552
4	1:32.460	+1.130	13:28:58.012
5	1:32.008	+0.678	13:30:30.020
6	1:32.848	+1.518	13:32:02.868
7	1:32.213	+0.883	13:33:35.081
8	1:31.584	+0.254	13:35:06.665
9	1:31.982	+0.652	13:36:38.647

Lap	Lap Tm	Diff	Time of Day
(13) Greg Cavouras			
1	1:43.556	+12.154	13:24:07.301
2	1:38.071	+6.669	13:25:45.372
3	1:33.970	+2.568	13:27:19.342
4	1:34.464	+3.062	13:28:53.806
5	1:31.535	+0.133	13:30:25.341
6	1:35.582	+4.180	13:32:00.923
7	1:31.935	+0.533	13:33:32.858
8	1:31.578	+0.176	13:35:04.436
9	1:31.402	-	13:36:35.838

Lap	Lap Tm	Diff	Time of Day
(106) Ivan D. Lessner			
1	1:42.426	+9.870	13:24:04.699
2	1:33.841	+1.285	13:25:38.540
3	1:33.990	+1.434	13:27:12.530
4	1:34.917	+2.361	13:28:47.447
5	1:34.388	+1.832	13:30:21.835
6	1:32.556	-	13:31:54.391
7	1:32.975	+0.419	13:33:27.366
8	1:33.764	+1.208	13:35:01.130
9	1:35.472	+2.916	13:36:36.602



THE CHICANERY
SCCBC

Sanction # CACC
Track Length: 2.12 Km.

MISSION RACEWAY PARK
OFFICIAL QUALIFYING RESULTS

July 12 & 13, 2008

VINTAGE

POS	CAR	DRIVER	TOWN	MAKE	COLOUR	CLASS	CLUB	LICENS	SPONSOR	2nd Best Tim	Best Time
1	38	Gunter Pichler	West Vancouver,	Jaguar E Type	Blue/White	VRS	VRCBC	CACC	Photex Studios Inc	1:19.326	1:19.108
2	311	Robert Beauchemin	Kamloops, B.C.	Austin	Orange/White	VRS	SCCBC	CACC	Timberland Alberta	1:22.033	1:21.498
3	69	Roger Flescher	Bellingham,WA	Sunbeam Tiger	Black	VRS	VRCBC	CACC	RR Repair	1:23.527	1:23.402
4	58	Neil Tregear	Victoria,BC	Porsche	Red/Black	VRS	VRCBC	CACC	Obee, Beauchemin, Sandham, Owen & Nelson	1:25.154	1:25.134
5	74	Mark Brown	Squamish BC	Lotus	Green/Yellow	VRS	VRCBC	CACC		1:26.869	1:26.821
6	120	Jim Latham	Abbotsford, BC	Volvo 122S	Red	VRS	VRCBC	CACC	Key Imports	1:27.205	1:26.990
7	330	Leigh Anderson	S. Surrey, BC	BMW 1600 fi	Blue / White	VRS	VRCBC	CACC		1:29.631	1:29.238
8	9	Gil Stuart	Nanaimo, BC	Volvo PV444	Red	VRS	VRCBC	CACC		1:31.584	1:31.330
9	13	Greg Cavouras	S. Delta,BC	Datsun 2000	White/red/blu	VRS	VRCBC	CACC		1:31.535	1:31.402
10	106	Ivan D. Lessner	White Rock,BC	Austin Healy 1	Blue/White	VRS	VRCBC	CACC		1:32.975	1:32.556

COMMENTS: **Vintage Qualifying Sunday**



STEWARD: _____

13/07/2008 1:39:30 PM

TIMING & SCORING: _____

The Chicanery


Vintage

Vintage Race 1

Race

Mission Raceway Park 2.120 Km

13/07/2008 02:10 PM



Lap	Lap Tm	Diff	Time of Day
(38) Gunter Pichler			
1	1:26.721	+7.338	14:48:55.119
2	1:22.370	+2.987	14:50:17.489
3	1:21.424	+2.041	14:51:38.913
4	1:20.350	+0.967	14:52:59.263
5	1:20.943	+1.560	14:54:20.206
6	1:21.751	+2.368	14:55:41.957
7	1:20.377	+0.994	14:57:02.334
8	1:19.939	+0.556	14:58:22.273
9	1:21.253	+1.870	14:59:43.526
10	1:20.914	+1.531	15:01:04.440
11	1:20.522	+1.139	15:02:24.962
12	1:19.383	-	15:03:44.345
13	1:21.234	+1.851	15:05:05.579

(311) Robert Beauchemin			
1	1:27.361	+6.717	14:48:55.895
2	1:22.535	+1.891	14:50:18.430
3	1:22.204	+1.560	14:51:40.634
4	1:21.083	+0.439	14:53:01.717
5	1:21.077	+0.433	14:54:22.794
6	1:21.148	+0.504	14:55:43.942
7	1:20.644	-	14:57:04.586
8	1:27.036	+6.392	14:58:31.622
9	1:21.472	+0.828	14:59:53.094
10	1:23.044	+2.400	15:01:16.138
11	1:22.899	+2.255	15:02:39.037
12	1:22.541	+1.897	15:04:01.578
13	1:21.843	+1.199	15:05:23.421

(69) Roger Flescher			
1	1:29.783	+5.985	14:48:58.784
2	1:27.401	+3.603	14:50:26.185
3	1:27.893	+4.095	14:51:54.078
4	1:25.935	+2.137	14:53:20.013
5	1:26.475	+2.677	14:54:46.488
6	1:23.798	-	14:56:10.286
7	1:24.977	+1.179	14:57:35.263
8	1:24.742	+0.944	14:59:00.005
9	1:26.340	+2.542	15:00:26.345
10	1:26.486	+2.688	15:01:52.831
11	1:25.129	+1.331	15:03:17.960
12	1:25.006	+1.208	15:04:42.966
13	1:24.614	+0.816	15:06:07.580

(58) Neil Tregear			
1	1:32.164	+7.999	14:49:01.464
2	1:26.940	+2.775	14:50:28.404
3	1:27.198	+3.033	14:51:55.602
4	1:25.020	+0.855	14:53:20.622
5	1:24.165	-	14:54:44.787
6	1:25.144	+0.979	14:56:09.931
7	1:26.507	+2.342	14:57:36.438
8	1:24.820	+0.655	14:59:01.258
9	1:27.332	+3.167	15:00:28.590
10	1:24.924	+0.759	15:01:53.514
11	1:25.359	+1.194	15:03:18.873
12	1:24.870	+0.705	15:04:43.743
13	1:24.691	+0.526	15:06:08.434

Lap	Lap Tm	Diff	Time of Day
(74) Mark Brown			
1	1:30.311	+4.494	14:48:59.882
2	1:27.831	+2.014	14:50:27.713
3	1:27.236	+1.419	14:51:54.949
4	1:26.791	+0.974	14:53:21.740
5	1:26.836	+1.019	14:54:48.576
6	1:26.981	+1.164	14:56:15.557
7	1:27.913	+2.096	14:57:43.470
8	1:27.450	+1.633	14:59:10.920
9	1:27.723	+1.906	15:00:38.643
10	1:26.701	+0.884	15:02:05.344
11	1:26.386	+0.569	15:03:31.730
12	1:25.817	-	15:04:57.547
13	1:27.509	+1.692	15:06:25.056

(120) Jim Latham			
1	1:34.126	+5.959	14:49:04.126
2	1:30.388	+2.221	14:50:34.514
3	1:29.035	+0.868	14:52:03.549
4	1:29.104	+0.937	14:53:32.653
5	1:29.276	+1.109	14:55:01.929
6	1:28.349	+0.182	14:56:30.278
7	1:28.773	+0.606	14:57:59.051
8	1:28.167	-	14:59:27.218
9	1:28.915	+0.748	15:00:56.133
10	1:28.980	+0.813	15:02:25.113
11	1:29.430	+1.263	15:03:54.543
12	1:28.952	+0.785	15:05:23.495

(330) Leigh Anderson			
1	1:35.567	+6.559	14:49:06.052
2	1:30.528	+1.520	14:50:36.580
3	1:30.001	+0.993	14:52:06.581
4	1:30.436	+1.428	14:53:37.017
5	1:30.367	+1.359	14:55:07.384
6	1:29.476	+0.468	14:56:36.860
7	1:29.844	+0.836	14:58:06.704
8	1:30.505	+1.497	14:59:37.209
9	1:29.008	-	15:01:06.217
10	1:30.201	+1.193	15:02:36.418
11	1:29.905	+0.897	15:04:06.323
12	1:30.647	+1.639	15:05:36.970

(13) Greg Cavouras			
1	1:39.106	+10.495	14:49:10.233
2	1:34.280	+5.669	14:50:44.513
3	1:32.451	+3.840	14:52:16.964
4	1:30.379	+1.768	14:53:47.343
5	1:30.507	+1.896	14:55:17.850
6	1:29.053	+0.442	14:56:46.903
7	1:29.414	+0.803	14:58:16.317
8	1:30.847	+2.236	14:59:47.164
9	1:32.063	+3.452	15:01:19.227
10	1:28.611	-	15:02:47.838
11	1:30.006	+1.395	15:04:17.844
12	1:31.862	+3.251	15:05:49.706

(9) Gil Stuart			
1	1:36.008	+5.713	14:49:06.413
2	1:31.710	+1.415	14:50:38.123
3	1:31.667	+1.372	14:52:09.790

Lap	Lap Tm	Diff	Time of Day
4	1:31.531	+1.236	14:53:41.321
5	1:31.888	+1.593	14:55:13.209
6	1:31.503	+1.208	14:56:44.712
7	1:31.186	+0.891	14:58:15.898
8	1:32.490	+2.195	14:59:48.388
9	1:32.020	+1.725	15:01:20.408
10	1:30.295	-	15:02:50.703
11	1:31.058	+0.763	15:04:21.761
12	1:30.720	+0.425	15:05:52.481

(106) Ivan D. Lessner			
1	1:44.891	+12.554	14:49:16.021
2	1:39.684	+7.347	14:50:55.705
3	1:37.394	+5.057	14:52:33.099
4	1:35.135	+2.798	14:54:08.234
5	1:36.407	+4.070	14:55:44.641
6	1:34.194	+1.857	14:57:18.835
7	1:35.606	+3.269	14:58:54.441
8	1:35.807	+3.470	15:00:30.248
9	1:36.288	+3.951	15:02:06.536
10	1:32.337	-	15:03:38.873
11	1:33.029	+0.692	15:05:11.902



**THE CHICANERY
SCCBC
MISSION RACEWAY PARK
OFFICIAL RACE RESULTS**

**Sanction # CACC
Track Length: 2.12 Km.**

VINTAGE

July 12 & 13, 2008

POS	CAR	DRIVER	TOWN	MAKE	COLOUR	LAPS	O/A	CLUB	LICENSE	SPONSOR	FASTLAP
VRS											
1	38	Gunter Pichler	West Vancouver, BC	Jaguar E Type	Blue/White	13	1	VRCBC	CACC	Photex Studios Inc	1:19.383
2	311	Robert Beauchemin	Kamloops, B.C.	Austin	Orange/White	13	2	SCCBC	CACC	Timberland Alberta	1:20.644
3	69	Roger Flescher	Bellingham, WA	Sunbeam Tiger	Black	13	3	VRCBC	CACC	RR Repair	1:23.798
4	58	Neil Tregear	Victoria, BC	Mini	Blue	13	4	VRCBC	CACC	Obee, Beauchemin, Sandham, Owen & Nelson	1:24.165
5	74	Mark Brown	Squamish BC	Lotus	Green/Yellow	13	5	VRCBC	CACC		1:25.817
6	120	Jim Latham	Abbotsford, BC	Volvo 122S	Red	12	6	VRCBC	CACC	Key Imports	1:28.167
7	330	Leigh Anderson	S. Surrey, BC	BMW 1600 fi	Blue / White	12	7	VRCBC	CACC		1:29.008
8	13	Greg Cavouras	S. Delta, BC	Datsun 2000	White/red/blue	12	8	VRCBC	CACC		1:28.611
9	9	Gil Stuart	Nanaimo, BC	Volvo PV444	Red	12	9	VRCBC	CACC		1:30.295
10	106	Ivan D. Lessner	White Rock, BC	Austin Healy 100-6	Blue/White	11	10	VRCBC	CACC		1:32.337

TOTAL IN GROUP= 10

COMMENTS: **Vintage Race #1 Sunday**



[Handwritten Signature]

STEWARD: _____

July 13, 2008 3:40:45 PM

TIMING & SCORING: _____

The Chicanery


Vintage

Vintage Race 2

Race

Mission Raceway Park 2.120 Km

13/07/2008 03:40 PM



Lap	Lap Tm	Diff	Time of Day
(38) Gunter Pichler			
1	1:21.399	+2.285	16:27:21.175
2	1:19.641	+0.527	16:28:40.816
3	1:19.272	+0.158	16:30:00.088
4	1:19.179	+0.065	16:31:19.267
5	1:19.234	+0.120	16:32:38.501
6	1:19.114	-	16:33:57.615
7	1:19.813	+0.699	16:35:17.428
8	1:22.346	+3.232	16:36:39.774
9	1:20.628	+1.514	16:38:00.402
10	1:20.959	+1.845	16:39:21.361
11	1:20.428	+1.314	16:40:41.789
12	1:20.348	+1.234	16:42:02.137
13	1:21.093	+1.979	16:43:23.230
14	1:23.188	+4.074	16:44:46.418
15	1:27.915	+8.801	16:46:14.333

Lap	Lap Tm	Diff	Time of Day
(69) Roger Flescher			
1	1:23.617	-	16:27:23.377
2	1:24.998	+1.381	16:28:48.375
3	1:24.920	+1.303	16:30:13.295
4	1:29.309	+5.692	16:31:42.604
5	1:29.768	+6.151	16:33:12.372
6	1:26.705	+3.088	16:34:39.077
7	1:25.425	+1.808	16:36:04.502
8	1:25.939	+2.322	16:37:30.441
9	1:28.661	+5.044	16:38:59.102
10	1:28.764	+5.147	16:40:27.866
11	1:27.834	+4.217	16:41:55.700
12	1:25.979	+2.362	16:43:21.679
13	1:23.971	+0.354	16:44:45.650
14	1:24.205	+0.588	16:46:09.855
15	1:24.251	+0.634	16:47:34.106

Lap	Lap Tm	Diff	Time of Day
(74) Mark Brown			
1	1:28.260	+3.405	16:27:28.780
2	1:26.707	+1.852	16:28:55.487
3	1:26.422	+1.567	16:30:21.909
4	1:26.315	+1.460	16:31:48.224
5	1:24.855	-	16:33:13.079
6	1:25.458	+0.603	16:34:38.537
7	1:26.338	+1.483	16:36:04.875
8	1:26.737	+1.882	16:37:31.612
9	1:27.747	+2.892	16:38:59.359
10	1:28.786	+3.931	16:40:28.145
11	1:27.949	+3.094	16:41:56.094
12	1:27.152	+2.297	16:43:23.246
13	1:27.078	+2.223	16:44:50.324
14	1:28.180	+3.325	16:46:18.504

Lap	Lap Tm	Diff	Time of Day
(330) Leigh Anderson			
1	1:32.816	+4.074	16:27:34.325
2	1:31.689	+2.947	16:29:06.014
3	1:32.360	+3.618	16:30:38.374
4	1:30.476	+1.734	16:32:08.850
5	1:29.598	+0.856	16:33:38.448
6	1:28.876	+0.134	16:35:07.324
7	1:32.759	+4.017	16:36:40.083
8	1:30.181	+1.439	16:38:10.264
9	1:31.090	+2.348	16:39:41.354

Lap	Lap Tm	Diff	Time of Day
10	1:30.121	+1.379	16:41:11.475
11	1:30.239	+1.497	16:42:41.714
12	1:28.924	+0.182	16:44:10.638
13	1:28.742	-	16:45:39.380
14	1:29.133	+0.391	16:47:08.513

Lap	Lap Tm	Diff	Time of Day
(13) Greg Cavouras			
1	1:35.528	+8.455	16:27:36.958
2	1:33.138	+6.065	16:29:10.096
3	1:29.234	+2.161	16:30:39.330
4	1:29.697	+2.624	16:32:09.027
5	1:29.483	+2.410	16:33:38.510
6	1:27.958	+0.885	16:35:06.468
7	1:43.687	+16.614	16:36:50.155
8	1:30.807	+3.734	16:38:20.962
9	1:29.513	+2.440	16:39:50.475
10	1:29.095	+2.022	16:41:19.570
11	1:28.110	+1.037	16:42:47.680
12	1:27.073	-	16:44:14.753
13	1:27.436	+0.363	16:45:42.189
14	1:29.719	+2.646	16:47:11.908

Lap	Lap Tm	Diff	Time of Day
(9) Gil Stuart			
1	1:36.318	+5.916	16:27:38.077
2	1:34.438	+4.036	16:29:12.515
3	1:32.741	+2.339	16:30:45.256
4	1:31.468	+1.066	16:32:16.724
5	1:31.371	+0.969	16:33:48.095
6	1:30.664	+0.262	16:35:18.759
7	1:32.081	+1.679	16:36:50.840
8	1:31.349	+0.947	16:38:22.189
9	1:30.402	-	16:39:52.591
10	1:31.331	+0.929	16:41:23.922
11	1:31.426	+1.024	16:42:55.348
12	1:31.328	+0.926	16:44:26.676
13	1:31.713	+1.311	16:45:58.389
14	1:31.345	+0.943	16:47:29.734

Lap	Lap Tm	Diff	Time of Day
(106) Ivan D. Lessner			
1	1:37.450	+6.615	16:27:39.399
2	1:35.136	+4.301	16:29:14.535
3	1:32.686	+1.851	16:30:47.221
4	1:31.134	+0.299	16:32:18.355
5	1:30.835	-	16:33:49.190
6	1:31.459	+0.624	16:35:20.649
7	1:33.552	+2.717	16:36:54.201
8	1:31.435	+0.600	16:38:25.636
9	1:31.560	+0.725	16:39:57.196
10	1:32.338	+1.503	16:41:29.534
11	1:33.272	+2.437	16:43:02.806
12	1:32.872	+2.037	16:44:35.678
13	1:31.871	+1.036	16:46:07.549
14	1:33.041	+2.206	16:47:40.590

Lap	Lap Tm	Diff	Time of Day
(120) Jim Latham			
1	1:31.547	-	16:27:32.241



**THE CHICANERY
SCCBC
MISSION RACEWAY PARK
OFFICIAL RACE RESULTS**

**Sanction # CACC
Track Length: 2.12 Km.**

July 12 & 13, 2008

VINTAGE

POS	CAR	DRIVER	TOWN	MAKE	COLOUR	LAPS	O/A	CLUB	LICENSE	SPONSOR	FASTLAP
VRS											
1	38	Gunter Pichler	West Vancouver, BC	Jaguar E Type	Blue/White	15	1	VRCBC	CACC	Photex Studios Inc	1:19.114
2	69	Roger Flescher	Bellingham, WA	Sunbeam Tiger	Black	15	2	VRCBC	CACC	RR Repair	1:23.617
3	74	Mark Brown	Squamish BC	Lotus	Green/Yellow	14	3	VRCBC	CACC		1:24.855
4	330	Leigh Anderson	S. Surrey, BC	BMW 1600 fi	Blue / White	14	4	VRCBC	CACC		1:28.742
5	13	Greg Cavouras	S. Delta, BC	Datsun 2000	White/red/blue	14	5	VRCBC	CACC		1:27.073
6	9	Gil Stuart	Nanaimo, BC	Volvo PV444	Red	14	6	VRCBC	CACC		1:30.402
7	106	Ivan D. Lessner	White Rock, BC	Austin Healy 100-6	Blue/White	14	7	VRCBC	CACC		1:30.835
DNF	120	Jim Latham	Abbotsford, BC	Volvo 122S	Red	1	DNF	VRCBC	CACC	Key Imports	1:31.547
DNS	58	Neil Tregear	Victoria, BC	Mini	Blue	0	DNS	VRCBC	CACC	Obee, Beauchemin, Sandham, Owen & Nelson	---
DNS	311	Robert Beauchemin	Kamloops, B.C.	Austin	Orange/White	0	DNS	SCCBC	CACC	Timberland Alberta	---

TOTAL IN GROUP= 10

COMMENTS: **Vintage Race 2 - Sunday**



[Handwritten Signature]

STEWARD: _____

July 13, 2008 4:48:42 PM

TIMING & SCORING: _____